

# THE SAFEST

## *Route To School*

---



### **Tips for Parents:**

- Discuss the safest route to and from school or the bus stop.
- Map out the route you help your children select.
- Walk along with your children on the safest route you've helped them select, so they may become familiar with it.
- Discuss the meanings of the traffic signals and markings along the route.
- Help your children understand how important it is to cooperate with police, school safety patrols and adult crossing guards.
- Teach your children to stop, listen and look for approaching and turning vehicles, especially those turning right on red.
- Stress the importance of allowing enough time to cross the street safely.
- Make sure your children understand they must walk, not run, across the street - and continue to look for vehicles.
- If your children have a good understanding of left and right, introduce the concept of looking left-right-left before crossing.
- Above all, set a good example for your children!

# THE SAFEST

## *Route To School*

---



### **Tips for Parents:**

- Discuss the safest route to and from school or the bus stop.
- Map out the route you help your children select.
- Walk along with your children on the safest route you've helped them select, so they may become familiar with it.
- Discuss the meanings of the traffic signals and markings along the route.
- Help your children understand how important it is to cooperate with police, school safety patrols and adult crossing guards.
- Teach your children to stop, listen and look for approaching and turning vehicles, especially those turning right on red.
- Stress the importance of allowing enough time to cross the street safely.
- Make sure your children understand they must walk, not run, across the street - and continue to look for vehicles.
- If your children have a good understanding of left and right, introduce the concept of looking left-right-left before crossing.
- Above all, set a good example for your children!

# THE SAFEST

## *Route To School*

---



### **Tips for Parents:**

- Discuss the safest route to and from school or the bus stop.
- Map out the route you help your children select.
- Walk along with your children on the safest route you've helped them select, so they may become familiar with it.
- Discuss the meanings of the traffic signals and markings along the route.
- Help your children understand how important it is to cooperate with police, school safety patrols and adult crossing guards.
- Teach your children to stop, listen and look for approaching and turning vehicles, especially those turning right on red.
- Stress the importance of allowing enough time to cross the street safely.
- Make sure your children understand they must walk, not run, across the street - and continue to look for vehicles.
- If your children have a good understanding of left and right, introduce the concept of looking left-right-left before crossing.
- Above all, set a good example for your children!

# THE SAFEST


## *Route To School*

---




### **Tips for Parents:**

- Discuss the safest route to and from school or the bus stop.
- Map out the route you help your children select.
- Walk along with your children on the safest route you've helped them select, so they may become familiar with it.
- Discuss the meanings of the traffic signals and markings along the route.
- Help your children understand how important it is to cooperate with police, school safety patrols and adult crossing guards.
- Teach your children to stop, listen and look for approaching and turning vehicles, especially those turning right on red.
- Stress the importance of allowing enough time to cross the street safely.
- Make sure your children understand they must walk, not run, across the street - and continue to look for vehicles.
- If your children have a good understanding of left and right, introduce the concept of looking left-right-left before crossing.
- Above all, set a good example for your children!




### Tips for Children:

- Go directly to and from school or the bus stop.
- Cross at corners.
- Cooperate with police, school safety patrols and adult crossing guards.
- Search in all directions for approaching vehicles before crossing any street.
- Obey all traffic signals.
- WALK across street. Allow yourself plenty of time.
- Watch for vehicles that might turn.
- If you must walk on roads that have no sidewalks, walk facing traffic and as far from the roadway surface as possible.
- Be extra alert in bad weather. Drivers have trouble seeing and stopping in bad weather.
- If you must walk after dark, wear something reflective or light-colored and carry a flashlight.




### Tips for Children:

- Go directly to and from school or the bus stop.
- Cross at corners.
- Cooperate with police, school safety patrols and adult crossing guards.
- Search in all directions for approaching vehicles before crossing any street.
- Obey all traffic signals.
- WALK across street. Allow yourself plenty of time.
- Watch for vehicles that might turn.
- If you must walk on roads that have no sidewalks, walk facing traffic and as far from the roadway surface as possible.
- Be extra alert in bad weather. Drivers have trouble seeing and stopping in bad weather.
- If you must walk after dark, wear something reflective or light-colored and carry a flashlight.



### Tips for Children:

- Go directly to and from school or the bus stop.
- Cross at corners.
- Cooperate with police, school safety patrols and adult crossing guards.
- Search in all directions for approaching vehicles before crossing any street.
- Obey all traffic signals.
- WALK across street. Allow yourself plenty of time.
- Watch for vehicles that might turn.
- If you must walk on roads that have no sidewalks, walk facing traffic and as far from the roadway surface as possible.
- Be extra alert in bad weather. Drivers have trouble seeing and stopping in bad weather.
- If you must walk after dark, wear something reflective or light-colored and carry a flashlight.



### Tips for Children:

- Go directly to and from school or the bus stop.
- Cross at corners.
- Cooperate with police, school safety patrols and adult crossing guards.
- Search in all directions for approaching vehicles before crossing any street.
- Obey all traffic signals.
- WALK across street. Allow yourself plenty of time.
- Watch for vehicles that might turn.
- If you must walk on roads that have no sidewalks, walk facing traffic and as far from the roadway surface as possible.
- Be extra alert in bad weather. Drivers have trouble seeing and stopping in bad weather.
- If you must walk after dark, wear something reflective or light-colored and carry a flashlight.