













| Stock #  | Item  | Description  |
|--|---|--|
| <p align="center"><b>AAA School Safety Patrol Cap</b><br/>#3023</p> <p align="center">\$3.50 each</p>                        |  <p align="center">Click image to view larger version</p>   | <p>Lime green baseball style cap that is size adjustable.</p>  |
| <p align="center"><b>Lime Green Safety Patrol Belts</b><br/>#7677<br/>#7678<br/>#7679</p> <p align="center">\$1.75 each</p>  |  <p align="center">Click image to view larger version</p>   | <p>These bright lime green belts come in three sizes: Regular (#7677), Large (#7678), and X-Large (#7679.) They give quick recognition of safety patrollers to both motorist and students.</p>                             |
| <p align="center"><b>AAA School Safety Patrol Badges</b><br/>#3090<br/>#3091<br/>#3092</p> <p align="center">\$.75 each</p>  |  <p align="center">Click image to view larger version</p>   | <p>New design badges for Captain (#3090), Lieutenant (#3091), and Patrolman (#3092.)</p>   |
| <p align="center"><b>Gold-Patroller of the Month Program</b><br/>#3094</p> <p align="center">No charge (limit 3)</p>         |  <p align="center">Click image to view larger version</p>  | <p>Special gold badge for the safety patroller of each 9-week semester.</p>  |
| <p align="center"><b>Captain's Notebook</b><br/>#3221</p> <p align="center">No charge</p>                                    |  <p align="center">Click image to view larger version</p> | <p>Compact notebook provides an easy to use method for the captain to keep track of his/her patrollers.</p>  |
| <p align="center"><b>Parent's Permission Card &amp; Patrol Membership Card</b><br/>#3374</p> <p align="center">No charge</p> |  <p align="center">Click image to view larger version</p> | <p>This card serves as an application for membership card with information for parents and requests their permission. One side serves as an ID card and the reverse side has the patrol member's pledge and signature.</p> |

|  |   |   |
|--|---|---|
| <p align="center"><b>School Bus Patrols</b><br/>#3229</p> <p align="center">No charge</p>  |  <p align="center">Click image to view larger version</p>   | <p>Intended for patrol advisors and school administrators, this booklet outlines using patrollers on school buses.</p>                              |
| <p align="center"><b>Safety Patrol Tests &amp; Key</b><br/>#3231</p> <p align="center">No charge</p>   |  <p align="center">Click image to view larger version</p>   | <p>50 question test for patrollers to take after completing their training. Comes in packets of 20 tests and 1 key.</p>                             |
| <p align="center"><b>Patrol Member's Handbook</b><br/>#3237</p> <p align="center">No charge</p>  |  <p align="center">Click image to view larger version</p>   | <p>Detailed instructions for each Safety Patroller.</p>   |
| <p align="center"><b>AAA School Safety Patrol Operations Manual</b><br/>#3238</p> <p align="center"><a href="#">Click here to download</a></p> <p align="center">No charge</p> |  <p align="center">Click image to download manual</p>      | <p>This manual is intended for patrol advisor and school administrators. It outlines how to set up and run an AAA School Safety Patrol Program.</p> |
| <p align="center"><b>Rain Ponchos</b><br/>#3135</p> <p align="center">\$6.75 each</p>  |  <p align="center">Click image to view larger version</p> | <p>Bright Lime Green - One-size-fits-all.</p>   |
| <p align="center"><b>Handheld Stop Signs</b></p> <p align="center">\$15.00</p>   |   | <p>12" stop sign with 12" wooden handle.</p>  |